






Overview of Phases For Resuming Onsite Work Activities

IMAX	Phase 1 – Respond & Sustain	Phase 2 – Adapt, Restore & Resume	Phase 3 – Reinvent & Redefine
<p>Our People</p> 	<p>Employees transition into a 'work from home' environment.</p>	<p>Local regulatory agencies begin to open up businesses deemed essential, including some business units within IMAX.</p>	<p>Employees return to work. Some exceptions for continued remote work may apply, and require approval. Rotational remote work schedules or days may be implemented to continue to allow for social distancing in the workplace.</p>
<p>Our Workplaces & Facilities</p> 	<p>IMAX facilities are closed to employees.</p>	<p>Workplace and safety protocols are prepared and put in place to support individuals returning to onsite work.</p>	<p>Workplaces resume business activities while still following local government regulations and safety guidelines.</p>
<p>Safety Protocols</p> 	<p>IMAX Infection Control Plan is refined and Safety Protocols are rolled out including a Daily Health Poll for employees.</p>	<p>Phase 1 activities are enhanced and Safety Protocols are built for specific business units and their needs ie. Personal Protective Equipment, Daily Health Poll for those onsite, and Social Distancing Policy.</p>	<p>Phase 2 processes & protocols will remain and will only lessen as advised by local health & government officials.</p>
<p>Travel Policy</p> 	<p>All non-critical business travel is suspended.</p>	<p>Travel is restricted to emergency/critical service/installs. Any travel must be approved by the Business Unit Executive. A new Travel Policy is implemented.</p>	<p>All non-critical business travel will remain limited and continue to follow local guidelines and airline restrictions.</p>
<p>Visitor Policy</p> 	<p>All non-essential visitors are suspended.</p>	<p>Business essential visitors (ie. contractors, deliveries or third party vendors) may enter the building with approval and coordination from Facilities.</p>	<p>Business essential visitors may enter our workplaces, however they must follow established Safety Protocols including completion of a health screen.</p>

IMPORTANT NOTE: Resumption phases will be in parallel with local requirements, business demand, and local risk of infection. Different locations and business activities may be in different phases depending on these criteria.